



2023 | CONSUMER CONFIDENCE REPORT

WATER QUALITY ANNUAL REPORT

YOUR WATER MEETS ALL FEDERAL AND STATE REGULATIONS FOR WATER QUALITY

The Eatonton-Putnam Water & Sewer Authority (EPWSA) is pleased to present this Water Quality Annual Report to the residents of the City of Eatonton and Putnam County.

EPWSA is committed to delivering an exceptional level of service while providing you with reliable, safe and high quality utility services. We are able to meet your needs and exceed your expectations only through the remarkable efforts of a dedicated team of employees and our passionate pursuit of excellence.

This Annual Water Quality Report explains where your drinking water comes from, how it is treated and tested to ensure it is safe for you and your family, and the ongoing steps we take to protect our valuable natural resources.

The Water Quality Report provides information on water quality and the results of hundreds of tests performed every day of the year from sampling locations from source



to tap. These daily tests ensure your water is safe, clean and healthy. If you have any questions about this report, please contact Brice Doolittle or Freddie Wiggins with ESG Operations, Inc. at (706) 485-5252. To stay informed about your water utility, you are also welcome to attend any of our regularly scheduled Board meetings. The meeting dates are posted on our website at www.epwsa.com and are held at 4:30 p.m. at the main office located at 663 Godfrey Road, Eatonton, GA 31024. Your participation and comments are welcome!



Eatonton-Putnam Water and Sewer Authority
 663 Godfrey Rd
 Eatonton, GA 31024
 (706) 485-5252

Water testing performed from January 1, 2023 through December 31, 2023

Esta informe contiene informacion muy importante sobre la calidad de su agua de beber. Si no entiende bien por favor busce alguien que le traduzca la informacion

EPWSA BOARD OF DIRECTORS

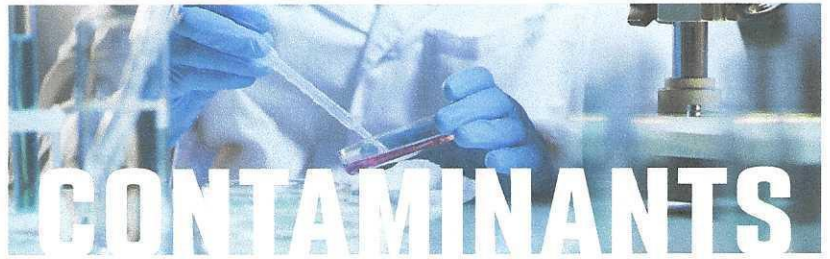
- Commissioner Bill Sharp**
2023 Chairman
- Mayor John Reid**
Vice-Chairman
- Judd Doster, Member**
- Jay Gregory, Member**
- Mike Rowland, Member**



WHERE YOUR DRINKING WATER COMES FROM

EPWSA purchases all its water from the Sinclair Water Authority (SWA). Water from Lake Sinclair is pumped to SWA where it undergoes a coagulation/sedimentation process to remove the bulk of contaminants from the water. Following this step in the treatment process is ultrafiltration through membranes which provide a physical barrier removing contaminants down to 0.02 microns. The final step in the process is disinfection which keeps the water safe all the way from treatment to the customer's tap. SWA can produce up to 6 million gallons of safe and clean drinking water every day.

The U.S. Environmental Protection Agency (EPA) and the Georgia Environmental Protection Division (EPD) have implemented strategies for assessing potential contamination and promoting protection of Georgia's drinking water sources. These strategies are referred to as Source Water Assessments and they identify potential sources of contamination as well as a susceptibility analysis for each identified contamination source. The Sinclair Water Authority retains a copy of the Source Water Assessment plan, showing that the water is within acceptable limits and can be used as a source of public water supply. Please contact Sinclair Water Authority for more information or to review of copy of the source water assessment.



EPWSA routinely monitors for contaminants in your drinking water according to federal and state laws. The [Table of Detected Contaminants](#) at right shows the results of our monitoring for the period of January 1, 2023 to December 31, 2023.




The sources of drinking water (both tap and bottled water) includes rivers, lakes, ponds, streams, reservoirs, springs and wells. As water travels over the surface of the land or through the ground, it dissolves naturally-occurring minerals and, in some cases, radioactive material, and it can pick up substances resulting from the presence of animals or from human activity.

All drinking water, including bottled drinking water, may be reasonably expected to contain at least small amounts of some contaminants. The presence of these contaminants does not necessarily indicate that water poses a health risk. More information about contaminants and potential health effects can be obtained by calling the **Environmental Protection Agency's Safe Drinking Water Hotline (1-800-426-4791)**.

Contaminants that may be present in source water before treatment include the following:

- ➔ **Microbial Contaminants** such as viruses and bacteria which may come from sewage treatment plants, septic systems, agricultural livestock operations and wildlife
- ➔ **Inorganic Contaminants** such as salts and metals, which can be naturally occurring or result from urban storm water runoff, industrial or domestic wastewater discharge, oil and gas production, mining, or farming
- ➔ **Pesticides and Herbicides** which may come from a variety of sources such as agriculture, urban storm water runoff and residential uses
- ➔ **Organic Chemical Contaminants** including synthetic and volatile organic chemicals, which are by-products of industrial processes and petroleum production, and can also come from gas stations, urban storm water runoff and septic systems
- ➔ **Radioactive Contaminants** which can be naturally occurring or be the result of oil and gas production and mining activities

In order to ensure that tap water is safe to drink, EPA prescribes regulations that limit the amount of certain contaminants in water provided by public water systems. Food and Drug Administration (FDA) regulations establish limits for contaminants in bottled water.



WATER QUALITY DATA

TABLE OF DETECTED CONTAMINANTS

CONTAMINANT	MCL	MCLG	RESULTS		VIOLATION	LIKELY SOURCE OF CONTAMINATION
			AVERAGE	RANGE		
Fluoride	4	4	0.83	0.24-1.99	No	Water additive which promotes strong teeth
Chlorine	4	4	1.13	0.20-1.70	No	Water additive used to control microbes
Turbidity(NTU)	TT = 95% of sample results 0/10 NTU or less	0	Less than 0.1	—	No	Soil runoff
Total Organic Carbon	TT	N/A	1.12	—	No	Naturally present in the environment
Chlorine Dioxide	0.8	0.8	0.52	—	No	Water additive used to control microbes
Chlorite	1	0.8	0.34	0.00-0.900	No	By-product of drinking water chlorination
Total Coliform Bacteria	0	0	0	0-4	No	Naturally present in the environment
Trihalomethanes	80	N/A	39.275	23.3-48.3	No	By-product of drinking water chlorination
Haloacetic Acids	60	N/A	44.25	15.5-28.80	No	By-product of drinking water chlorination
Lead (ppb)	15	15	0.4	0.20-2.4	No	Corrosion of household plumbing systems
Copper (ppb)	1.3	1.3	0.01	1.6-40.6	No	Corrosion of household plumbing systems

All results in parts per million (ppm) unless noted otherwise.

YOUR WATER IS SAFE TO DRINK


As you can see in our Water Quality Table at left, the EPWSA had no violations.

Not only do we monitor our water according to state and federal regulations, we also run our own water quality monitoring on a continual basis during plant operations to ensure that we are producing safe and reliable drinking water for our customers.


TERMS AND ABBREVIATIONS

In the table above, you will find many terms and abbreviations you may not be familiar with. To help you better understand these terms, we have provided the following definitions:

- **Action Level (AL)** – The concentration of a contaminant which, if exceeded, triggers treatment or other requirements which a water system must follow.
- **Maximum Contaminant Level (MCL)** – The highest level of a contaminant that is allowed in drinking water. MCLs are set as close to the MCLGs as feasible using the best available treatment technology.
- **Maximum Contaminant Level Goal (MCLG)** – The level of a contaminant in drinking water below which there is no known or expected risk to health. MCLGs allow for a margin of safety.
- **Nephelometric Turbidity Unit (NTU)** – A measurement used to indicate the clarity of water.
- **Non-Detects (ND)** – Laboratory analysis indicates that the constituent is not present
- **Parts per billion (ppb)** – A measure of the concentration by weight of a substance. This is the same as one penny in ten million dollars
- **Parts per million (ppm)** – A measure of the concentration by weight of a substance. This is the same as one penny in ten thousand dollars.
- **Treatment Technique (TT)** – A required process intended to reduce the level of a contaminant in drinking water.



MCL's are set at very stringent levels. To understand the possible health effects described for many regulated contaminants, a person would have to drink 2 liters of water every day at the MCL level for a lifetime to have a one-in-a-million chance of having the described health effect.



Proudly serving the EATONTON-PUTNAM WATER & SEWER AUTHORITY since 2020. 

YOUR HEALTH IS OUR HIGHEST PRIORITY

At EPWSA the safety and quality of the water we supply you is of great importance to us. Our results show that we have been very successful in our efforts to minimize the tendency

for lead to enter the water. If present, elevated levels of lead can cause serious health problems, especially for pregnant women and young children. Lead in drinking water is primarily from materials and components associated with service lines and home plumbing. EPWSA is responsible for providing high quality drinking water but cannot control the variety of materials used in plumbing components. When your water has been sitting for several hours, you can minimize the potential for lead exposure by flushing your tap for 30 seconds to 2 minutes before using water for drinking or cooking. If you are concerned about lead in your water, you may wish to have your water tested. Information on lead in drinking water, testing methods, and steps you can take to minimize exposure is available from the Safe Drinking Water Hotline or at www.epa.gov/safewater/lead.

EPWSA is required to monitor and collect samples for lead once every three years; our last sampling date was September 2022. We select a representative sample of homes in our service area to participate in the study. Customers in these homes are provided sample bottles and asked to collect the first draw of water in the morning. We retrieve the sample bottles and test them for lead and copper levels. The US EPA has established an "action level" of 15 ug/L for lead and 1.3 mg/L for copper. Our system is well within compliance of these limits (see "Table of Detected Contaminants" in this report).

Some people may be more vulnerable to contaminants in drinking water than the general population.

Immuno-compromised persons such as persons with cancer undergoing chemotherapy, persons who have undergone organ transplants, people with HIV/AIDS or other immune system disorders, some elderly and infants can be particularly at risk from infections. These people should seek advice about drinking water from their health care providers. EPA/CDC guidelines on appropriate means to lessen the risk of infection by cryptosporidium and other microbial contaminants are available from the Safe Drinking Water Hotline (1-800-426-4791).

EPA SAFE DRINKING
WATER HOTLINE

1-800-426-4791

We are here to help or answer your questions.

Water quality and safety are often difficult to understand and the information in this brief report may not answer all of your questions. For additional information, questions or concerns, please contact Brice Doolittle or Freddie Wiggins at 706-485-5252. Additional copies of this report are available at your public library or on our website at www.epwsa.com.



A UTILITY OPERATIONS AND
PUBLIC WORKS MANAGEMENT COMPANY

www.esginc.net